

K16 - S1 / S2

Version K16 - S1: 2 sliding doors, 1 partition wall, 2 compartments
Version K16 - S2: 3 sliding doors, 2 partition walls, 3 compartments

Standard

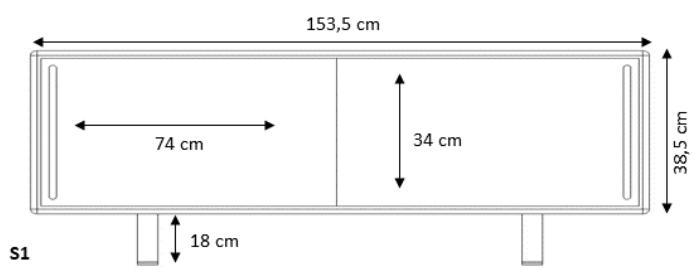
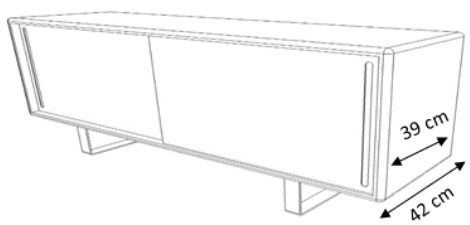
- Semi-matt painted in standard RAL colour
- Plain sliding doors
- 1 cable outlet in each compartment (bottom panel)

Optionally

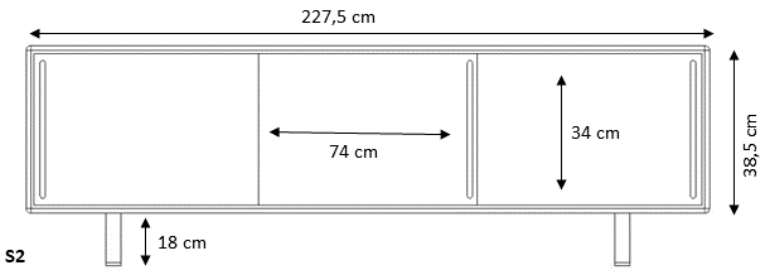
- Individual choice of RAL colour
- Structured metal doors
- Various footstands
- Preparation for wall fixation
- Glass shelf (not height-adjustable)



Dimension



S1



S2